



FITTING INSTRUCTIONS FOR FP0178BK FORK PROTECTORS
BMW R1200RS 2015-

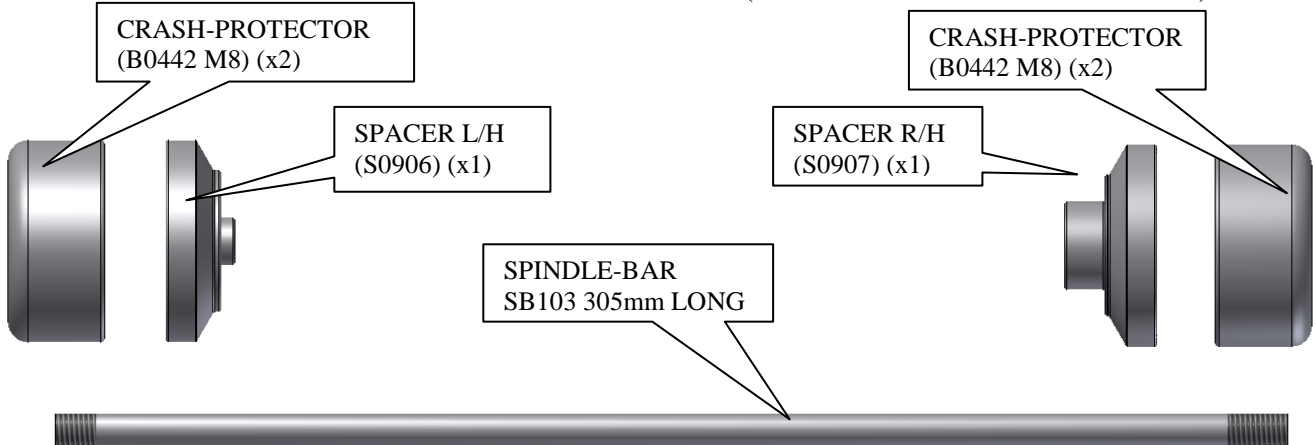


THIS KIT CONTAINS THE ITEMS PICTURED AND LABELLED BELOW.
DO NOT PROCEED UNTIL YOU ARE SURE ALL PARTS ARE PRESENT.

Please note that the way the kit is packed does not necessarily represent the way of mounting to the bike

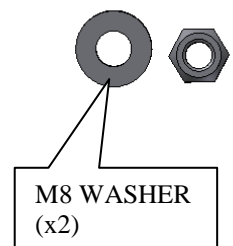
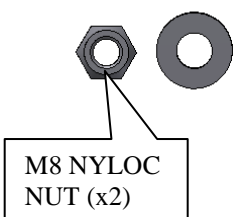
Please note that in cases where kits are packed with a plastic tube separating components on the spindle bar (this tube should be discarded).

THE PARTS SHOWN MAY BE REPRESENTATIVE ONLY (FOR CLARITY OF INSTRUCTIONS ONLY)



TOOLS REQUIRED

- Socket set to include 2 x 13mm sockets and wrenches.





FITTING INSTRUCTIONS

- Fit one nut and washer on spindle-bar (SB015) (the end with shorter turned down end), engage the nut so the plastic insert of nut is fully engaged.
- Feed spindle-bar with nut and washer through either crash protector (B0442 M8) and through the longer metal spacer (S0907), as shown in the above picture.
- Place this assembly through the front wheel spindle from the right hand side, ensuring the spigot end locates into the spindle.
- Place the remaining shorter metal spacer (S0906) and crash protector over the exposed end of the spindle bar on the left hand side. The metal spacer should locate into original spindle nut.
- Fit washer and nut from kit onto thread and tighten until both nuts are engaged in nylon and equal amounts protrude from either side (please ensure the logo is located at the top of the crash protector). Do not overtighten – the nyloc nuts will hold it tight.

ISSUE 1 03/08/2015 (NSY)

CONSUMER NOTICE

The catalogue description and any exhibition of samples are only broad indications of the Products and R&G may make design changes which do not diminish their performance or visual appeal and supplying them in such state shall conform to the order. The Buyer acknowledges no representation or warranty (other than as to title) has been given or will apply to the Products other than those in R&G's order or confirmation and the Buyer confirms it has chosen the Products as being of merchantable quality and suitable for its particular purposes. Where R&G fits the Products or undertakes other services it shall exercise reasonable skill and care and rectify any fault free of charge unless the workmanship has been disturbed. The Buyer is responsible for ensuring that the warranty on the motorcycle is not affected by the fitting of the Products. On return of any defective Products R&G shall at its option either supply a replacement or refund the purchase money but shall not be liable if the Products have been modified or used or maintained otherwise than in accordance with R&G's or manufacturer's instructions and good engineering practice or if the defect arises from accident or neglect. Other than identified above and subject to R&G not limiting its liability for causing death and personal injury, it shall not be liable for indirect or consequential loss and otherwise its liability shall be limited to the amounts paid by the Buyer for the Products or the fitting or service concerned. These terms do not affect the Buyer's statutory rights.

R&G RACING RETURNS POLICY (NON-FAULTY GOODS)

Returns must be pre-authorized (if not pre-authorized the return will be rejected). Goods may only be returned direct to us if they were purchased direct from us (customer must prove if necessary). Otherwise to be returned to original vendor. Goods must be in re-sellable condition, in the opinion of R&G Racing. All returns are subject to a 25% restocking and handling fee (25% of the gross value exc. P&P – at the prevailing price at time of purchase). The customer must pay any and all carriage charges. No returns of discontinued products, unless within 14 days of purchase. This policy does not affect your statutory rights and does not refer to faulty goods.



INSTRUCTIONS DE MONTAGE POUR FP0178BK PROTECTIONS FOURCHE
BMW R1200RS 2015-

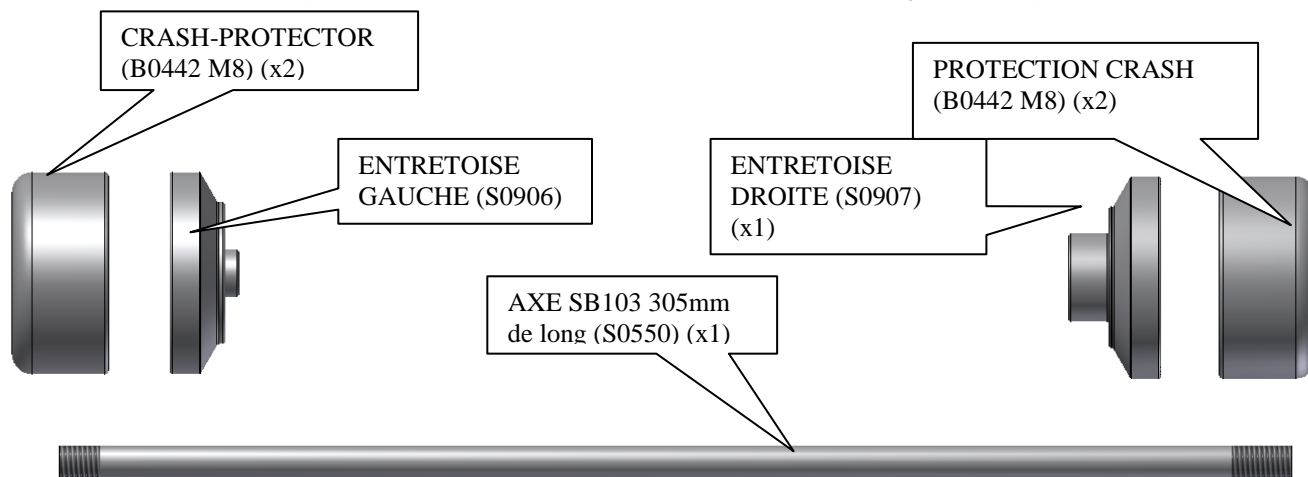


Le kit contient les articles exposés ci-dessous, vérifier que toutes les pièces soient présentes avant de procéder au montage.

LA FAÇON DONT LE KIT EST EMBALLE NE CORRESPOND PAS FORCEMENT A LA FAÇON DE MONTER LES PIECES SUR LA MOTO.

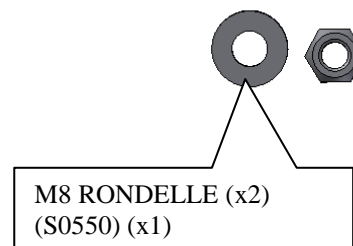
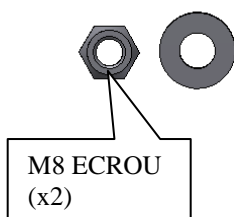
Notez que si les kits sont emballés avec un tube en plastique qui sépare les composants sur l'axe, ce tube doit être jeté).

LES PARTIES PRESENTEES PEUVENT ETRE UNIQUEMENT REPRESENTATIVES (POUR LA CLARTE DES INSTRUCTIONS UNIQUEMENT)



OUTIL REQUIS

- Clé à douille et douilles 2 x 13mm.





INSTRUCTIONS DE MONTAGE

- Installer un écrou et une rondelle sur l'axe (SB015) (l'extrémité avec l'extrémité la plus courte orientée vers le bas), engager l'écrou de façon à ce que l'insert en plastique de l'écrou soit complètement engagé.
- Passer l'axe avec écrou et rondelle à travers l'une des 2 protections (B0442 M8) et à travers l'entretoise en métal (S0907), voir photo ci-dessous .
- Placer l'ensemble à travers l'axe de roue avant depuis la droite, en veillant à ce que le fausset se place dans l'axe.
- Placer l'entretoise en métal restante (S0906) et la protection crash autour de l'extrémité de l'axe du côté gauche de la moto. L'entretoise en métal doit se placer à l'intérieur de l'axe de roue.
- Installer la rondelle et l'écrou du kit sur le filetage puis serrer jusqu'à ce que les 2 écrous soient engagés dans le nylon avec une longueur égale dépassant de chaque côté (assurez vous que le logo soit logé vers le haut de la protection). NE PAS TROP SERRER – Les écrous bloquent suffisamment.

ISSUE 1 03/08/2015 (NSY)

CONSUMER NOTICE

The catalogue description and any exhibition of samples are only broad indications of the Products and R&G may make design changes which do not diminish their performance or visual appeal and supplying them in such state shall conform to the order. The Buyer acknowledges no representation or warranty (other than as to title) has been given or will apply to the Products other than those in R&G's order or confirmation and the Buyer confirms it has chosen the Products as being of merchantable quality and suitable for its particular purposes. Where R&G fits the Products or undertakes other services it shall exercise reasonable skill and care and rectify any fault free of charge unless the workmanship has been disturbed. The Buyer is responsible for ensuring that the warranty on the motorcycle is not affected by the fitting of the Products. On return of any defective Products R&G shall at its option either supply a replacement or refund the purchase money but shall not be liable if the Products have been modified or used or maintained otherwise than in accordance with R&G's or manufacturer's instructions and good engineering practice or if the defect arises from accident or neglect. Other than identified above and subject to R&G not limiting its liability for causing death and personal injury, it shall not be liable for indirect or consequential loss and otherwise its liability shall be limited to the amounts paid by the Buyer for the Products or the fitting or service concerned. These terms do not affect the Buyer's statutory rights.

R&G RACING RETURNS POLICY (NON-FAULTY GOODS)

Returns must be pre-authorized (if not pre-authorized the return will be rejected). Goods may only be returned direct to us if they were purchased direct from us (customer must prove if necessary). Otherwise to be returned to original vendor. Goods must be in re-sellable condition, in the opinion of R&G Racing. All returns are subject to a 25% restocking and handling fee (25% of the gross value exc. P&P – at the prevailing price at time of purchase). The customer must pay any and all carriage charges. No returns of discontinued products, unless within 14 days of purchase. This policy does not affect your statutory rights and does not refer to faulty goods.

R&G Racing

Unit 1, Shelley's Lane, East Worldham, Alton, Hampshire, GU34 3AQ

Tel: +44 (0)1420 89007 Fax: +44 (0)1420 87301 www.rg-racing.com Email: info@rg-racing.com